

Double Row Achilles Hybrid Repair

*Twist Screw-In Suture Anchors and
Twist Knotless DEX Screw-In Suture Anchors*

Parcus Medical has joined **Anika**

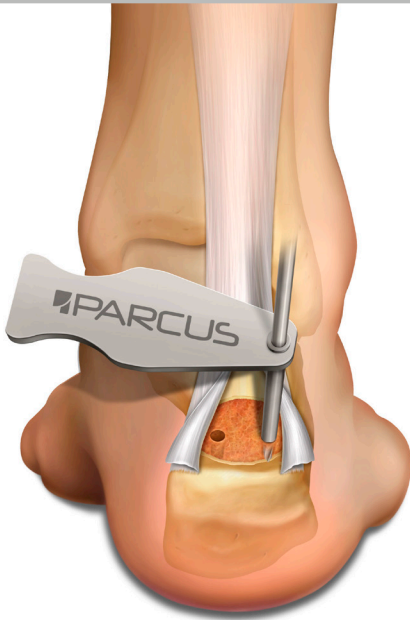


Surgical Technique Guide

Double Row Achilles Hybrid Repair

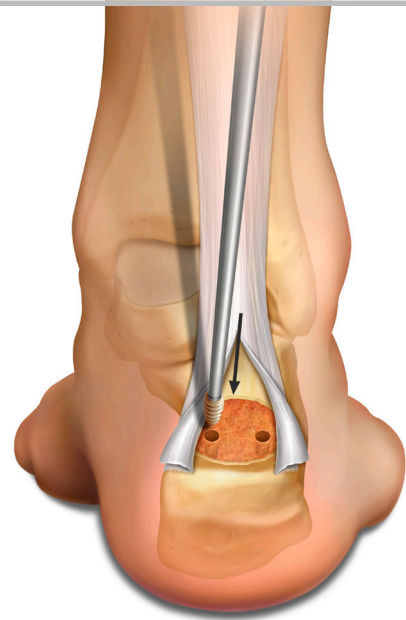
Twist Screw-In Suture Anchors and Twist Knotless DEX Screw-In Suture Anchors

* Perform a proper midline incision and dissect the Achilles tendon distally, taking care to leave some medial and lateral distal attachments if feasible. Remove the Haglund deformity with sagittal saw and osteotome. Take care to address any resulting medial and lateral prominences.



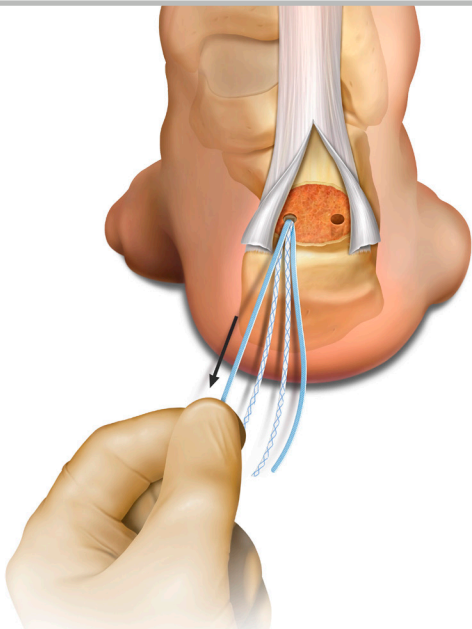
step
1

Prepare the bone proximally for the insertion of the two (2) Twist Suture Anchors with 1.6mm Suture Tape using the 4mm drill bit and corresponding drill guide. When using a Biocomposite anchor, utilize the appropriately sized tap.



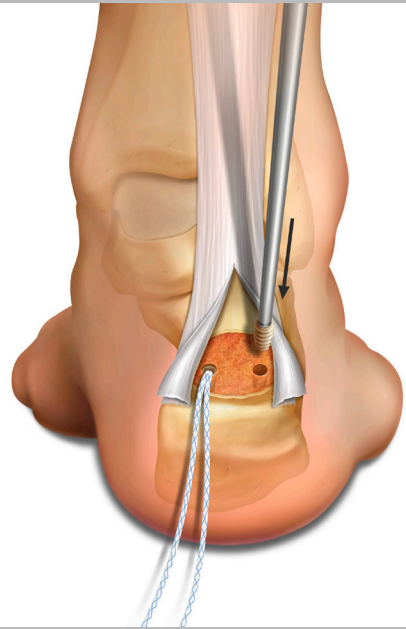
step
2

Insert one Twist anchor into one of the proximal holes.



step
3

Remove one strand of 1.6mm Parcus Braid suture tape from the inserted Twist anchor.

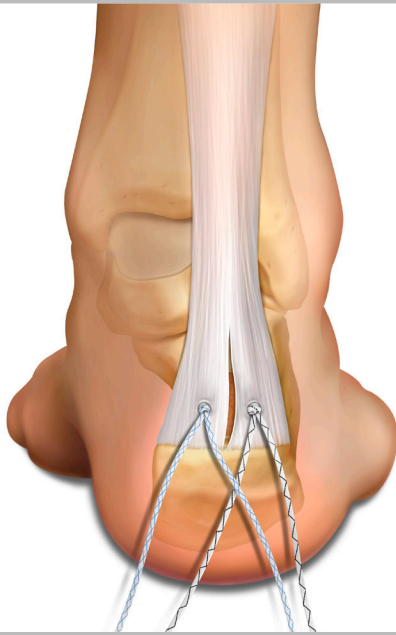


step
4

Place the second Twist anchor into the adjacent proximal hole and remove one Suture Tape of a different color than the previous one removed from the first Twist anchor.

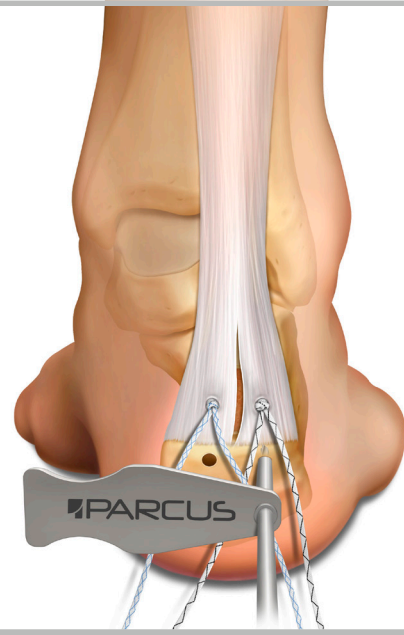
Double Row Achilles Hybrid Repair

Twist Screw-In Suture Anchors and Twist Knotless DEX Screw-In Suture Anchors



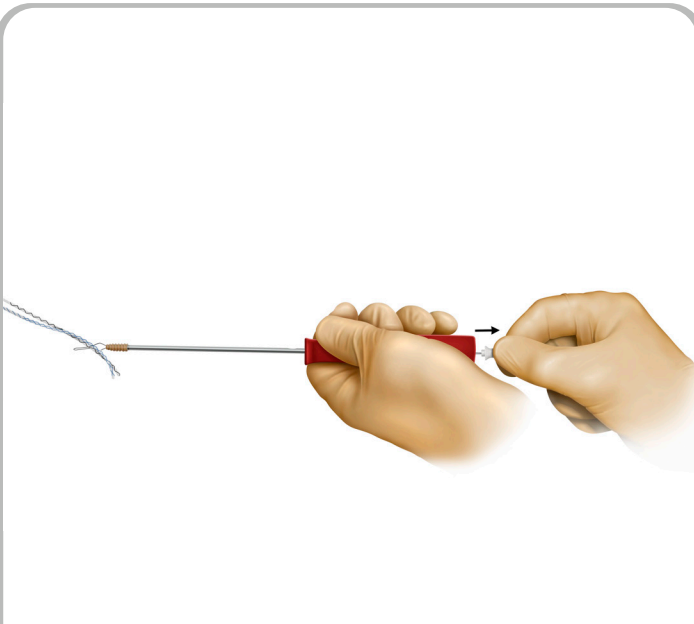
step
5

Pass the 1.6mm Parcus Braid® suture tape through the Achilles tendon on each side and tie preferred knot to reduce tendon to bone.



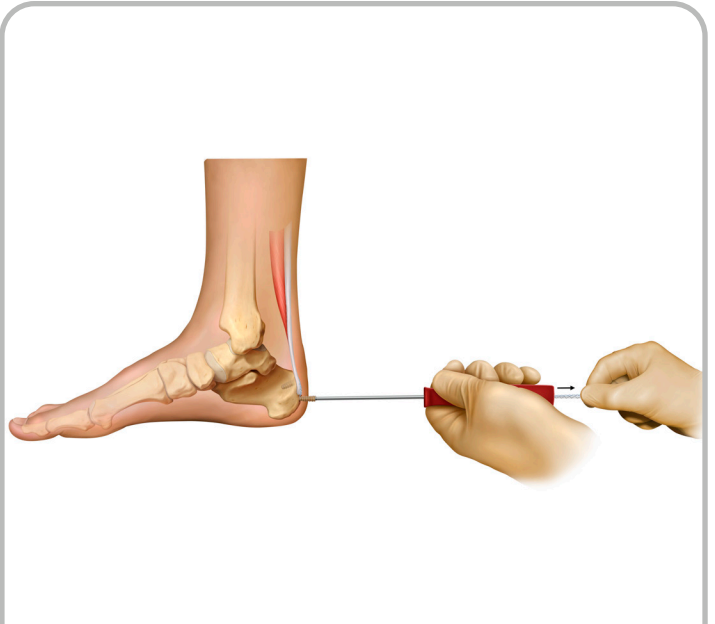
step
6

Prepare the bone distally for the insertion of the two (2) Twist Knotless DEX Suture Anchors using the 4mm drill bit and the 4mm drill guide. Tap each distal hole with the 4.75mm Twist Knotless DEX Tap.



step
7

Load into the Twist Knotless DEX suture threader one Parcus Braid 1.6mm Suture Tape tail from each proximal anchor. The threader tab is pulled to shuttle the sutures through the cannulation of the Twist Knotless DEX anchor body and inserter. Up to 4 suture tails can be simultaneously loaded into the Twist Knotless DEX suture threader.

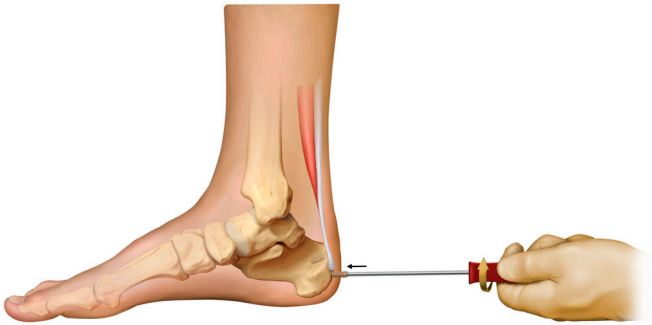


step
8

Introduce the Twist Knotless DEX anchor into one of the distal pilot holes. While maintaining position of Twist Knotless insertion handle, pull suture tails individually to set tension.

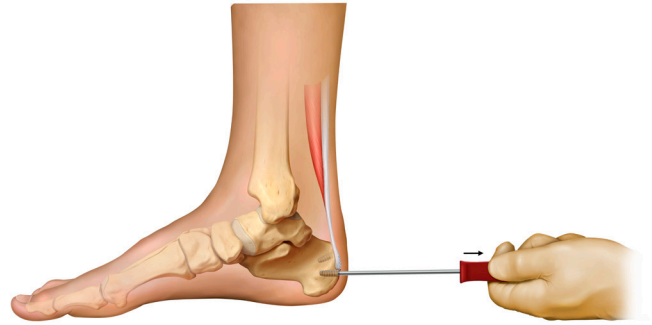
Double Row Achilles Hybrid Repair

Twist Screw-In Suture Anchors and Twist Knotless DEX Screw-In Suture Anchors



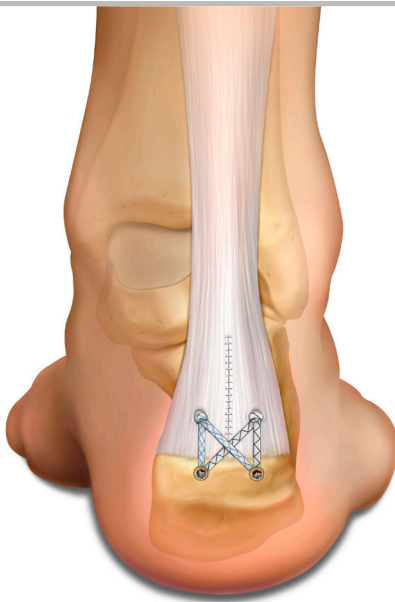
step
9

Once desired tension is achieved, release suture tails. With downward pressure, advance the Twist Knotless DEX anchor by rotating the inserter clockwise until the anchor is fully inserted and flush with bone. A depth marking laser line found on the inserter shaft proximal to the anchor can serve as an additional visual aid.



step
10

Once the Twist Knotless DEX anchor is fully seated to the desired depth, disengage the driver by pulling back. Repeat steps 7-10 to insert second Twist Knotless DEX suture anchor.



step
11

Cut remaining suture tape tails flush to each corresponding distal row anchor to complete the repair construct.

Twist PEEK Screw-In Suture Anchor



Twist PEEK Screw-In Suture Anchors are recommended for use in both large and small-joint repairs.

Features & Benefits

Fully-threaded design

- Optimal cortical fixation
- Reduces the risk of “pull-back”

Made of PEEK-OPTIMA Natural

- Non-absorbable
- Bio-inert*
- Radiolucent
- MR safe

Twist PEEK Screw-In Suture Anchors w/Two Sliding 1.6mm Suture Tapes

Part #	Diameter (mm)	Length (mm)	Description	Material
11003	4.5	12.6	Twist, screw-in, suture anchor, w/2 sliding 1.6mm suture tapes (wht/blu & wht/blk)	PEEK
11283	4.5	12.6	Twist, screw-in, suture anchor, w/2 sliding 1.6mm suture tapes (blu, wht/blu)	PEEK
11285	4.5	12.6	Twist, screw-in, suture anchor, w/2 sliding 1.6mm suture tapes (blk, wht/blk)	PEEK
11004	5.5	12.6	Twist, screw-in, suture anchor, w/2 sliding 1.6mm suture tapes (wht/blu & wht/blk)	PEEK
11284	5.5	12.6	Twist, screw-in, suture anchor, w/2 sliding 1.6mm suture tapes (blu, wht/blu)	PEEK
11286	5.5	12.6	Twist, screw-in, suture anchor, w/2 sliding 1.6mm suture tapes (blk, wht/blk)	PEEK
11005	6.5	12.6	Twist, screw-in, suture anchor, w/2 sliding 1.6mm suture tapes (wht/blu & wht/blk)	PEEK

Twist PEEK Screw-In Suture Anchors Instrumentation

Part #	Description	Sterility	Single-use/ Reusable
11000U	4.0mm Drill (for use with Twist and Knotless DEX Anchors)	Non-Sterile	Reusable
11241	4.0 x 100mm drill guide, 6-point	Non-Sterile	Reusable
10365	3.2mm Awl (for use with 4.5mm Twist Anchor)	Non-Sterile	Reusable
10338	4.1mm Awl (for use with 4.5mm, 5.5mm and 6.5mm Twist Anchors)	Non-Sterile	Reusable
10609	Punch/tap for 4.5mm Twist Anchor	Non-Sterile	Reusable
10277	Punch/tap for 5.5mm or 6.5mm Twist Anchors	Non-Sterile	Reusable
10222	Punch/tap for 5.5mm or 6.5mm Twist Anchors, hudson	Non-Sterile	Reusable



*“Bio-inert to reduce the possible risk of patient reaction.” <https://invivio.com/ortho/shoulder-arthroscopy>

Twist Biocomposite *Screw-In Suture Anchor*



Twist Biocomposite Screw-In Suture Anchors are recommended for use in both large and small-joint repairs. The proven design of the Twist family has been updated with Parcus Biocomposite material that is comprised of 70% PLGA and 30% B-TCP.

Features & Benefits

Fully-threaded design

- Optimal cortical fixation
- Reduces the risk of "pull-back"

Made of Parcus Biocomposite material (70% PLGA and 30% B-TCP)

- Resorbable
- Osteoconductive
- Radiolucent
- MR safe

Twist Biocomposite Suture Anchors w/Two Sliding 1.6mm Suture Tapes

Part #	Diameter (mm)	Description	Material
11125	4.5	Twist Biocomposite, suture anchor, w/2 sliding 1.6mm Suture Tapes, (blk, wht/blk)	Biocomposite
11125T	4.5	Twist Biocomposite, suture anchor, w/2 sliding 1.6mm Suture Tapes, (blu, wht/blu)	Biocomposite
11126	5.5	Twist Biocomposite, suture anchor, w/2 sliding 1.6mm Suture Tapes, (blk, wht/blk)	Biocomposite
11126T	5.5	Twist Biocomposite, suture anchor, w/2 sliding 1.6mm Suture Tapes, (blu, wht/blu)	Biocomposite
11127	6.5	Twist Biocomposite, suture anchor, w/2 sliding 1.6mm Suture Tapes, (blk, wht/blk)	Biocomposite
11127T	6.5	Twist Biocomposite, suture anchor, w/2 sliding 1.6mm Suture Tapes, (blu, wht/blu)	Biocomposite

Twist Biocomposite Instrumentation

Part #	Description	Sterility	Single-use/ Reusable
11000U	4.0mm Drill (for use with Twist and Knotless DEX Anchors)	Non-Sterile	Reusable
11241	4.0 x 100mm drill guide, 6-point	Non-Sterile	Reusable
11177	Tap for 4.5mm Twist Biocomposite	Non-Sterile	Reusable
11178	Tap for 5.5mm Twist Biocomposite	Non-Sterile	Reusable
11179	Tap for 6.5mm Twist Biocomposite	Non-Sterile	Reusable
10365	3.2mm Awl (for use with 4.5mm Twist Anchor)	Non-Sterile	Reusable
10338	4.1mm Awl (for use with 4.5mm, 5.5mm and 6.5mm Twist Anchors)	Non-Sterile	Reusable
11433	Soft Bone Tap for 4.5 Twist Biocomposite	Non-Sterile	Reusable



Twist Knotless DEX *Screw-In Suture Anchors*



Twist Knotless DEX was designed to be extremely reliable and strong. The fully threaded screw-in knotless anchor is ideally suited for Achilles repair.

Features & Benefits

Knotless

- Provides a step-saving alternative to conventional “knotted” suture anchors
- Eliminates “knot stacks” associated with soft tissue irritation

Fully threaded design

- Provides cortical fixation
- Reduces the risk of “pull-back”

Made of PEEK-OPTIMA Natural

- Non-absorbable
- Bio-inert
- Radiolucent
- MR safe

Twist Knotless DEX

Part #	Diameter (mm)	Description	Material
11259	4.75	Twist Knotless DEX, screw-in, suture anchor, w/suture passer	PEEK
11260	5.5	Twist Knotless DEX, screw-in, suture anchor, w/suture passer	PEEK

Twist Knotless DEX Instrumentation

Part #	Description	Sterility	Single-use/ Reusable
11000U	4.0mm Drill (for use with Twist SST and Knotless DEX Anchors)	Non-Sterile	Reusable
11241	4.0 x 100mm drill guide, 6-point	Non-Sterile	Reusable
10338	4.1mm Awl (for use with Twist Knotless DEX Suture Anchors)	Non-Sterile	Reusable
11139	Punch/tap for 4.75mm Twist Knotless DEX	Non-Sterile	Reusable





Parcus Medical has joined Anika

Parcus Medical, LLC.

6423 Parkland Drive, Sarasota, FL

1-941-755-7965 • www.parcusmedical.com

©2021 Parcus Medical, LLC. | QD 8104 Rev 19/2021
Parcus and Parcus Braid are registered trademarks of Parcus Medical, LLC.
Anika is a registered trademark of Anika Therapeutics, Inc.

